


# COLOURFUL MINDS



BOOK ISLAND

STORY / Here Comes Mr Postmouse  
by Marianne Dubuc

CRAFT / Letters and Post Box



To find at home:

- Small cardboard box (a shoe box or cereal box)
- Colourful printer paper
- Scissors
- Paint (or felt tips or crayons)
- Pens or pencils
- Glue
- Print out our template PDFs

# COLOURFUL MINDS

What to do:

Ask a grown up to print out some letters and envelopes from the pdf.

Find some pens and pencils.

Write a letter to someone you know – a friend, a relative or a neighbour.

You could even write letters from your favourite soft toys to each other.

To make a post box:


Ask a grown up to cut out a letterbox shaped hole from the front of a small cardboard box.

Paint the box and leave to dry.


Cut out the Postmouse Post circle from the pdf sheet and glue to the front of your post box.


Decorate the front of the post box with cardboard or paper shapes.

Have fun playing and pretend you're Mr Postmouse.



COLOURFUL MINDS





COLOURFUL MINDS